



Greensboro Auto Auction

Simulcast Mobile App





The new Greensboro Auto Auction Simulcast App

Features a meticulously designed mobile experience that puts the most important features front-and-center, bringing bidders the right information at the right time.

- View and bid in real time
- View lane vehicle lists
- Place notes, watches, and proxy bids
- Research vehicles and view photos
- Listen to real-time audio as an auctioneer calls the auction



Download on the
App Store



GET IT ON
Google Play



Greensboro AA Simulcast

Weekly Dealer Auto Auction

Get



AGE

4+

Years Old

CATEGORY



Business

DEVELOPER



Auction Frontier

LANGUAGE

EN

English



powered by



VELOCAST

**GREENSBORO
AUTO AUCTION INC.**

BID

as if you were in

9:41

< Lane A
Greensboro Auto Auction

#43 2021 Chevrolet Malibu LT
Sedan

WATCHING



VIDEO ON

VIDEO ON

VIDEO ON

VIDEO ON

VIDEO ON

VIDEO ON

VIDEO ON



Messaging:



Starting on July 31, 2025, you'll have access to the new Greensboro Auto Auction Simulcast App, made for licensed dealers to access the best inventory in North Carolina! Be sure to download the new app before the sale on August 6, 2025 for a seamless experience.

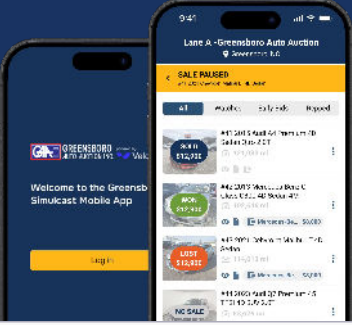
Greensboro Auto Auction Simulcast App features:

- View lane vehicle lists and place notes, watches, and proxy bids.
- Research vehicles and view photos.
- Listen to real-time audio as an auctioneer calls the auction.
- Bid on vehicles as they cross the block.

2019 Greensboro Auto Auction, Inc. All Rights Reserved.




**GREENSBORO**
AUTO AUCTION INC. powered by
 **Velocicast**






Switch to our new app and enjoy seamless bidding and buying.

Beginning July 31, 2025, you'll have access to the new Greensboro Auto Auction Simulcast App, made for licensed dealers to access the best inventory in North Carolina! Be sure to download the new app before the sale on August 6, 2025 for a seamless experience.



Download the new
Greensboro Auto Auction Simulcast App
starting on July 31.



**GREENSBORO**
AUTO AUCTION INC.

3

TABLE OF CONTENTS

Download the App 5

01 **Logging into Your Account** 6

02 **Exploring the Sale List** 7

03 **Exploring the Auction Tab** 8

04 **Exploring the Item List** 11

05 **Repping in Mobile** 12

06 **Send a Message** 14

07 **Notifications** 15

08 **Need Help?** 17



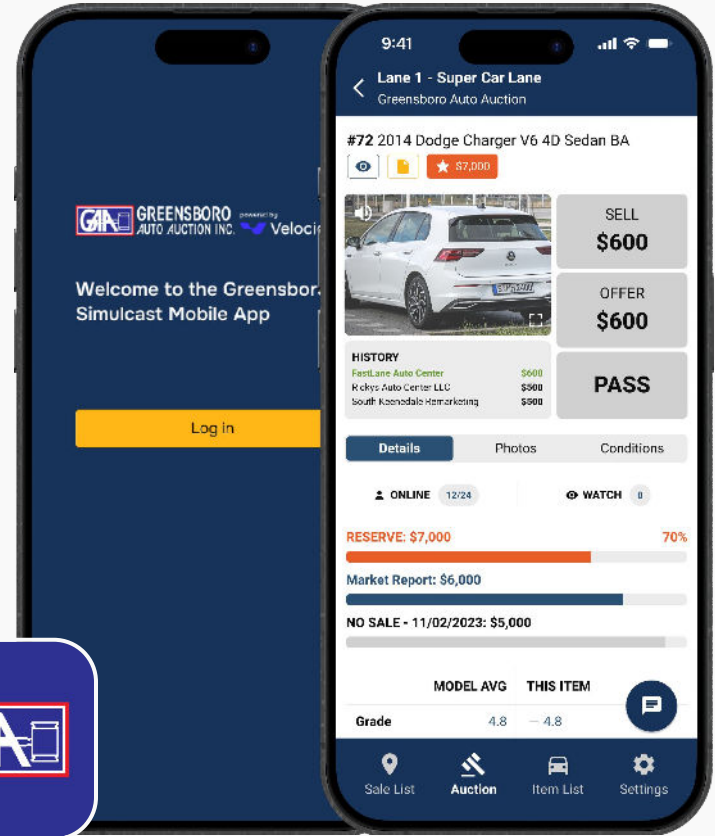
Download the new Greensboro Auto Auction Simulcast App



Download on the
App Store



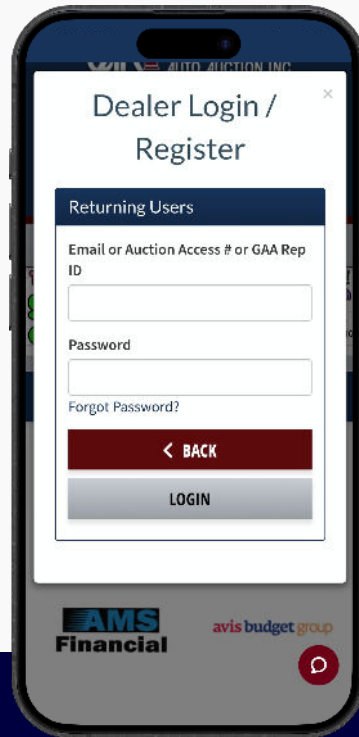
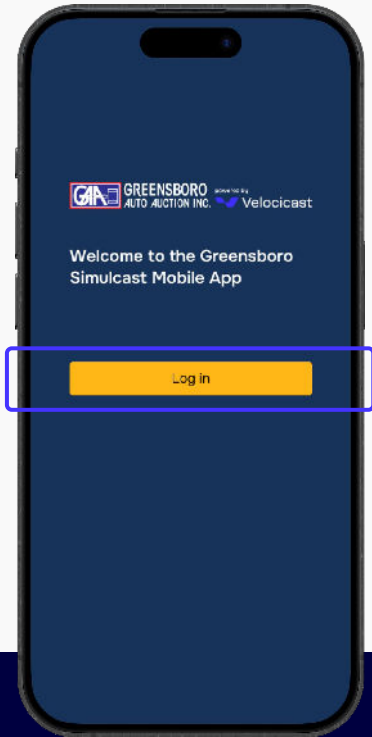
GET IT ON
Google Play



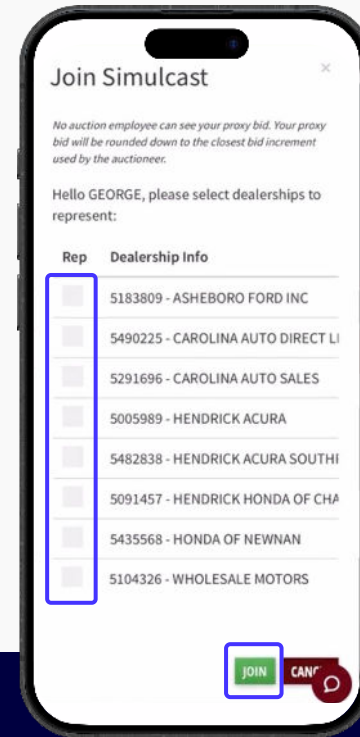
Simulcast Done Right



01 Logging into Your Account

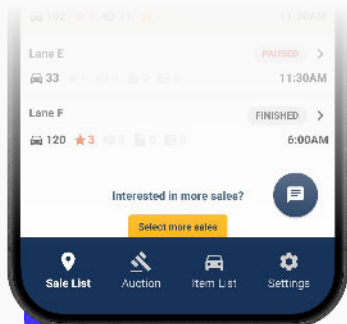


After downloading the Greensboro Auto Auction Simulcast App, use your **Greensboro Auto Auction Login** credentials to access your account, then tap LOGIN.



Select the dealerships you'd like to participate with and tap JOIN .

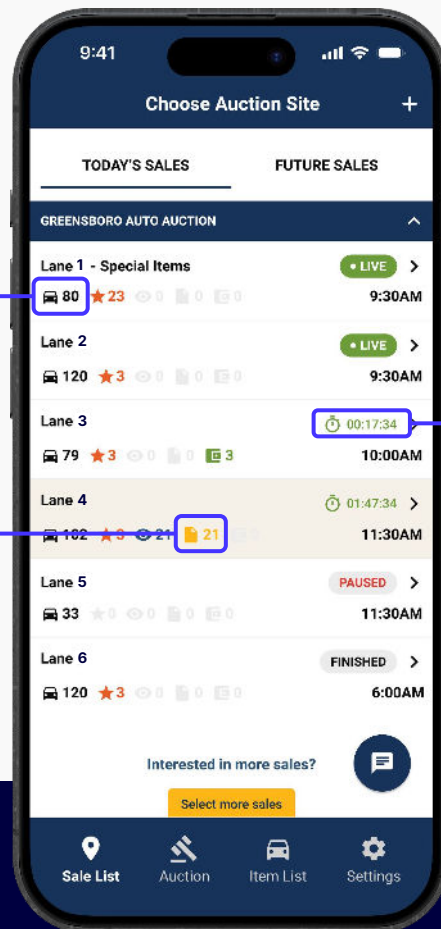
02 Exploring the Sale List



Once verified, you'll be taken to the **Sale List**, which displays the lanes available at GAA for that sale day.

Indicates how many items are in this lane.

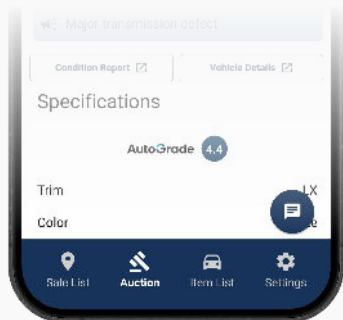
If you had placed any notes, watches, or proxy bids on greensboroaa.com, they'll show here in the Sale List.



Timer indicates minutes until sale start time.

Tap on the lane that you'd like to participate in to open it.

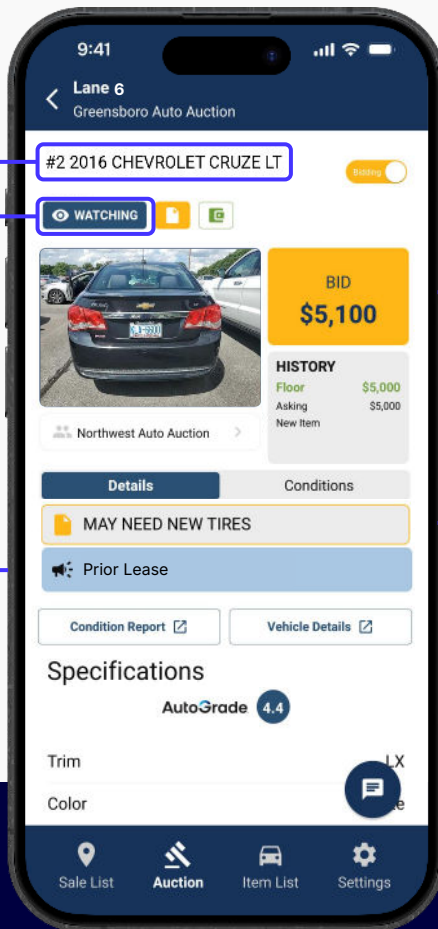
03 Exploring the Auction Tab



Run Number and Vehicle Description

If you have this item on your watchlist, have notes, or proxy bids, they will display here.

New announcements

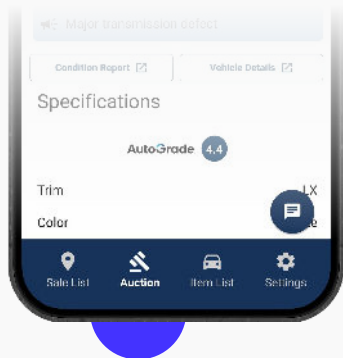


Toggle BIDDING to allow bidding. This is a safety mechanism to **prevent** ⚠️ **accidental bidding**.

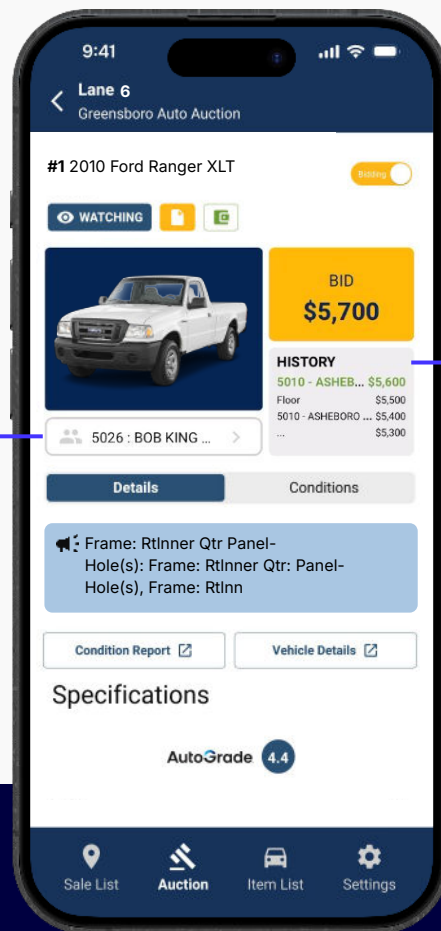
Tap here to **place a bid**.

View notes placed on this item. Notes can be placed on greensboroaa.com or from within Simulcast during the sale. You can also tap into the note to make adjustments.

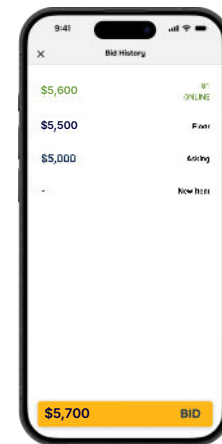
03 Exploring the Auction Tab



Tap here to **select the dealership** you'd like to bid on this vehicle for.



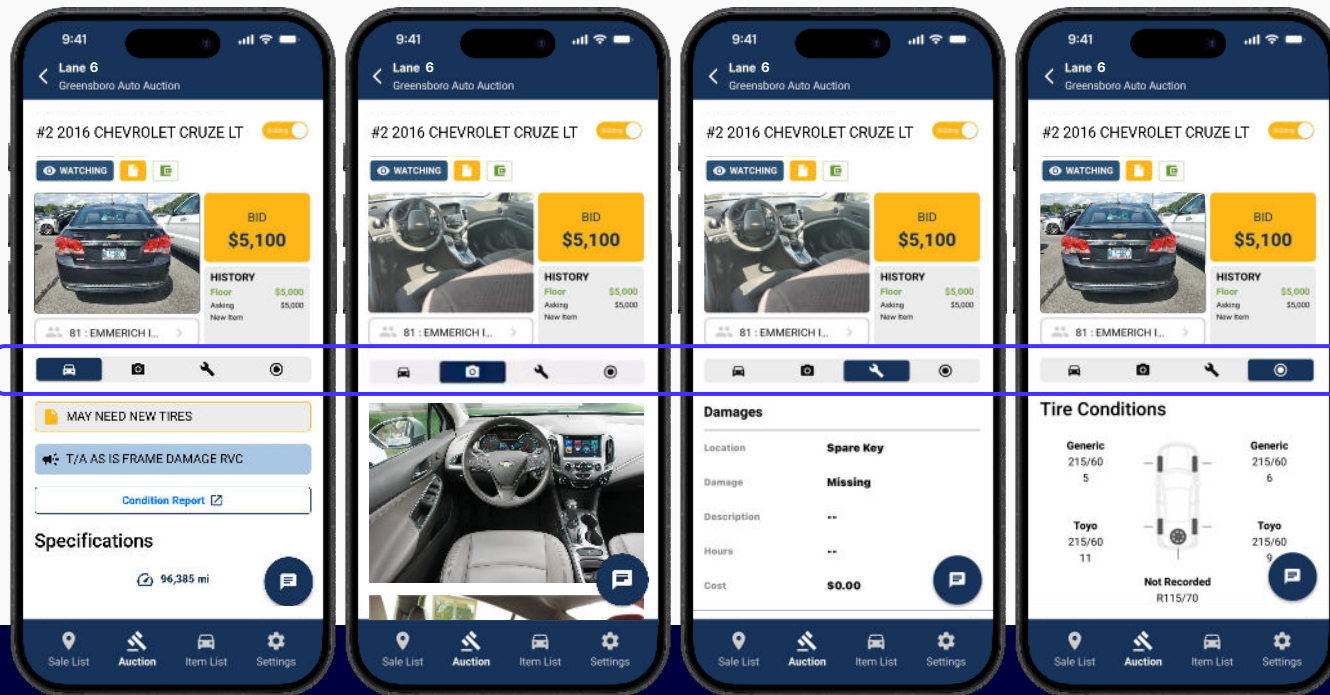
Active Vehicle Bid History
Tap into the history section to see all bids on this item.



Place the next bid

03 Exploring the Auction Tab

Scroll down
for **additional**
details.



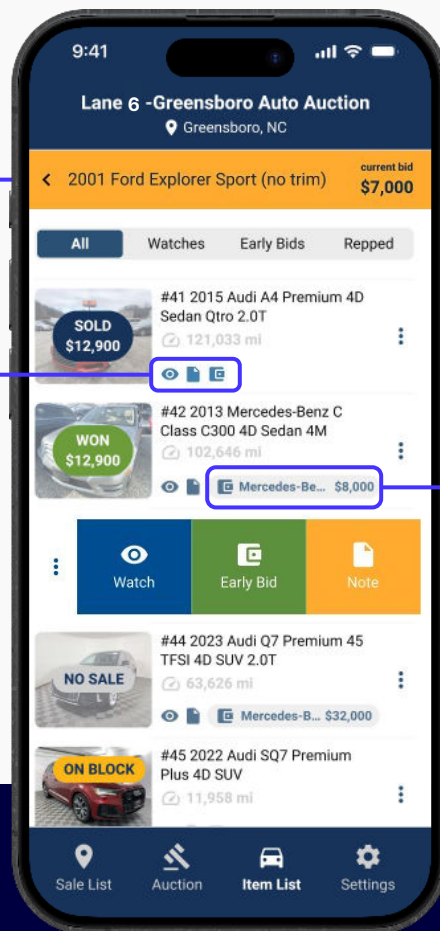
Tap to see **Vehicle Information, Photos, Damages, and Tire Condition.**

04 Exploring the Item List

Keep an eye on the item currently on the block while looking at other items in the item list. **Tap the arrow** to get back to the sale.

See which items have a watch, note, or proxy bid.

Swipe left to add an item to your watch list, set an early bid, or add a note.



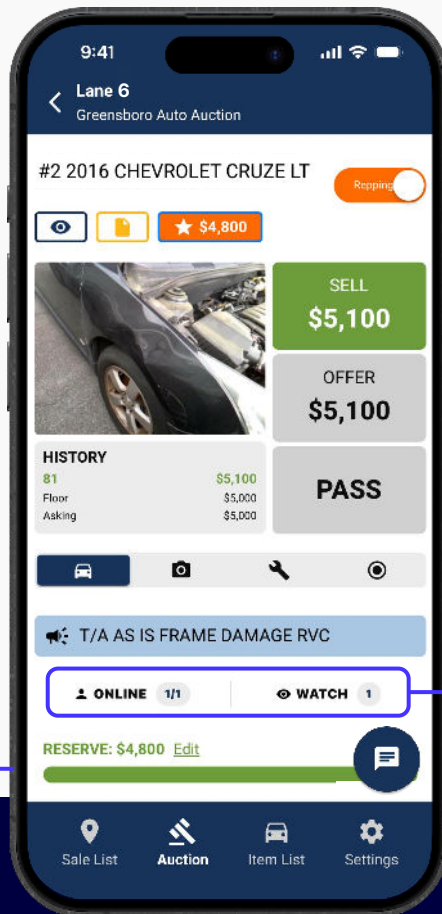
If you had placed a proxy bid prior to the sale on greensboroaa.com, or an early bid during the sale, the amount will display in the item list.

05 Repping in Mobile

Your RESERVE will display next to data points if available. You can tap EDIT to adjust your RESERVE if needed :



When your RESERVE turns green, you've hit your floor.



Be sure to toggle your REPPING button to the on position.

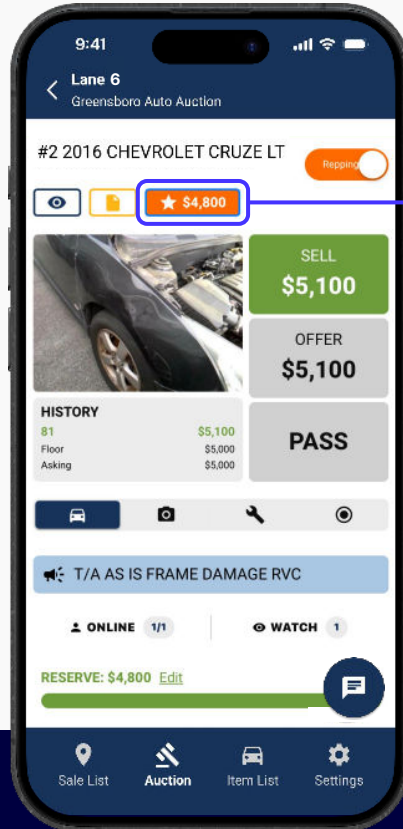
Use the SELL, OFFER, and PASS buttons to let the Auctioneer know you are happy with the bid. They will continue to drive the bidding up prior to actually selling.

See how many dealers are online and how many watches are on this item.

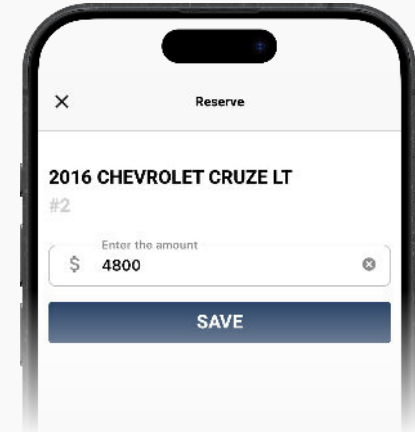


Chat with the Clerk and the Auctioneer by tapping here.

05 Repping in Mobile



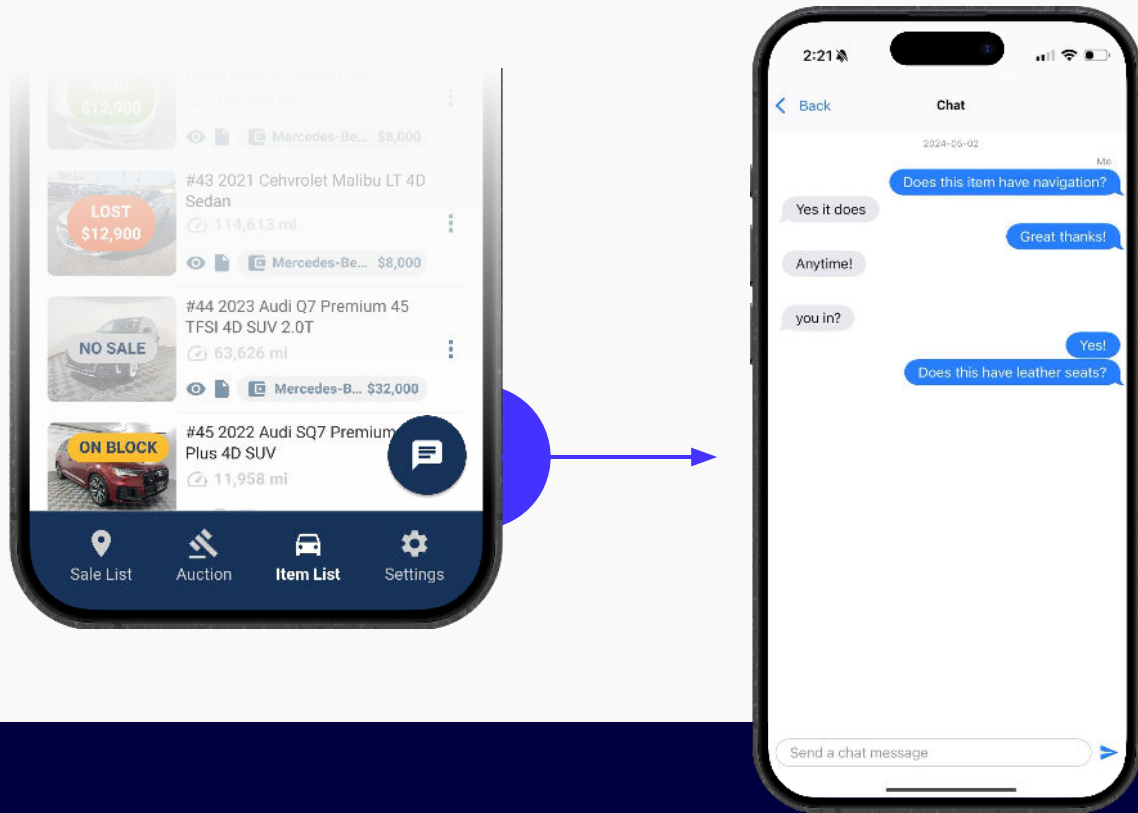
See your set reserve amount here, and tap it if you'd like to make an adjustment.



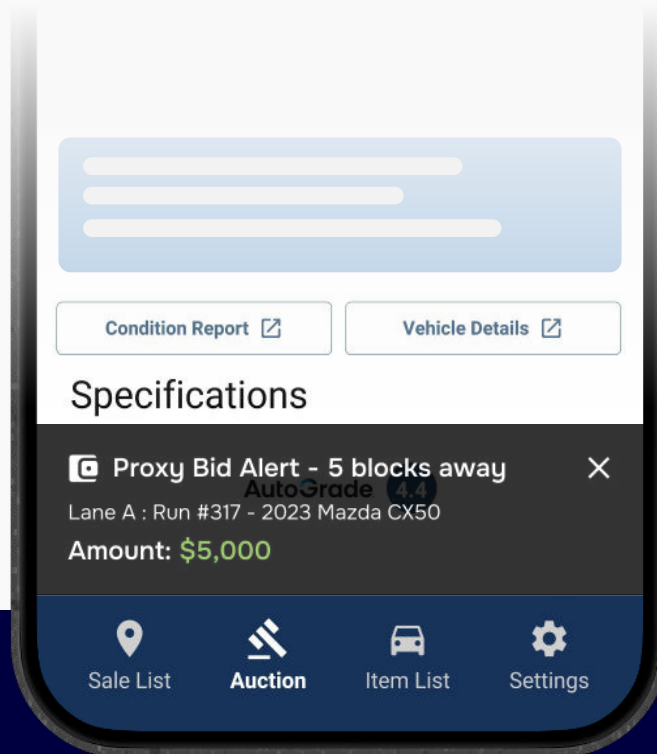
When tapped, you can enter a new reserve amount. Be sure to tap SAVE.

*Reserve amounts can be changed until the vehicle crosses the block.

06 Send a Message



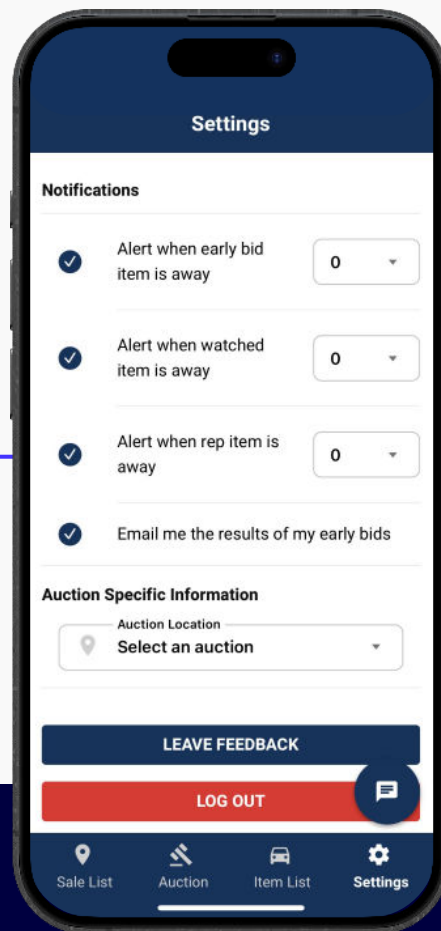
07 Notifications



Get notifications if you have a watch or proxy bid on an item.

07 Notifications

Set your notification preferences in the settings tab and be notified when your item is 5-10 items away.



Have questions, feedback or need help?



Contact Service Desk

- ☎ 800-772-9898 Ext 3007
- ✉ 3907 West Wendover Ave,
Greensboro, NC
- 💻 greensboroaa.com

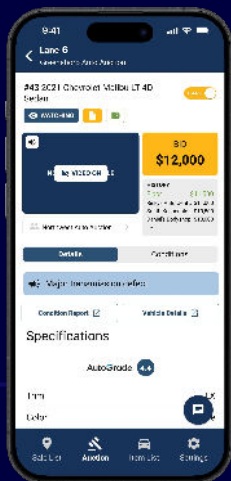
powered by  **Velocicast**



GREENSBORO
AUTO AUCTION INC.


BID

as if you were
in the lane



SELL

as if you were
on the block



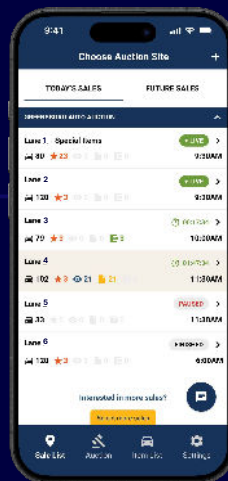
VIEW

and take action
with the sale list



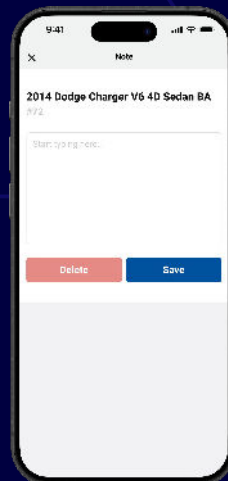
CHOOSE

your lane



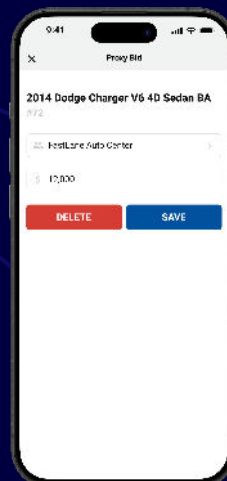
ADD NOTES

that stay with
the item



PROXY BID

allows you to bid in
multiple lanes at once



powered by  **Velocicast**